

SWITCHING POWER SUPPLY
400W 12V 24V 48V IP20
 TECHNICAL SHEET
 AZ-12/24/48400



FEATURES

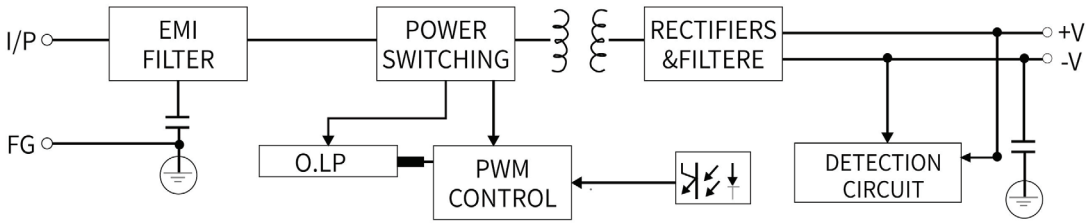
- . 170 - 240V AC input
- . Single Output
- . 90% high efficiency
- . 100% full load bur- in test
- . Protection: OTP,OLP,OVP,SCP
- . CE FCC Certified
- . 3 year warranty



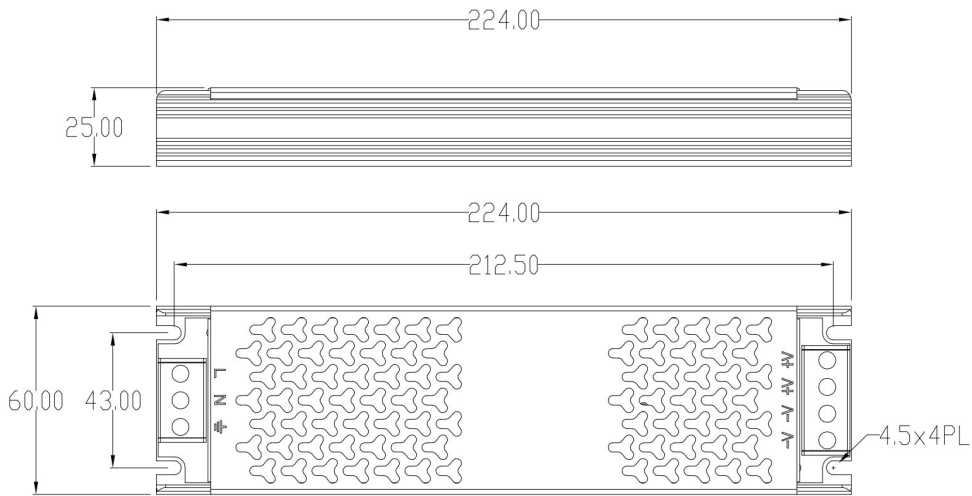
SPECIFICATIONS

Product Code		AZ - 12400	AZ - 24400	AZ - 48400
Output	DC Voltage	12V	24V	48V
	Rated Current	32A	16A	8A
	Current Range	0~32A	0~16A	0~8A
	Voltage tolerance	±5%	±5%	±5%
	Rated Power	400W	400W	400W
	Ripple & Noise	<120mVp-p	<240mVp-p	<240mVp-p
	Start up time	<1500ms, 30ms / 230VAC		
Input	Input voltage range	170 - 240 VAC		
	Frequency Range	50~60Hz		
	AC Current	2,98A / 230VAC		
	Efficiency	88%	90%	90%
	No load consumption	<0.5W		
Protection	Over Load	Above 110%- 150% of rated power		
		Shut-down output voltage, auto recovery after fault condition is removed		
	Over Voltage	Above Max. Voltage (105% of rated voltage)		
		Shut-down output voltage, auto recovery after fault condition is removed		
Over Temperature	Over 105°C detected by thermal sensor			
	Shut-down output voltage, auto recovery after fault condition is removed			
Ambiant	Working Temp. & humidity	"- 20°C~+60°C, 20%~90%RH		
	Storage temp. & humidity	"- 40°C~+85°C, 10%~95%RH		
Tesings	Withstand voltage	I/P-O/P: 3KVAC/1min; I/P-F/G: 1.5KVAC/1min;O/P-F/G: 0.5KVAC/1min;		
	Safety	GB4943 ;EN62608-1		
	EMC	EN55032:2015/AC:2016 EN61000-3-3:2013 EN55024:2010+A1:2015		
Other	Lifespan	20000 hrs		
	Demension(L*W*H)	224*60*25mm(L*W*H)		
	Packing	0.42kg/pcs, 50 pcs/21kg/CTN		
Note	1, The above mentioned data were measured at 230VAC input and 25°C. 2, Dis- connect the AC input before checking any mal-phenomenons. 3, Make sure the INPUT&OUPUT were in right situation before connected to power supply. 4, Datesheet for reference only. We suggest you take sampling before mass orders.			

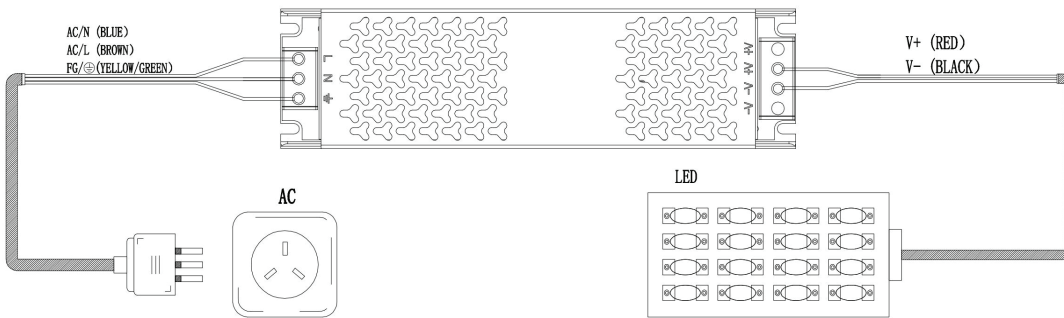
Block Diagram



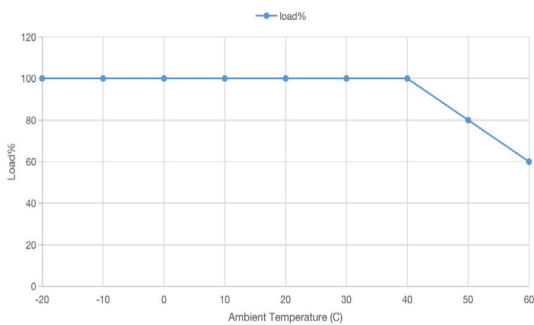
Mechanical Specification



Wiring Diagram



Temperature Derating Curve



Output Load VS Input Voltage

